

ARCADIA,® INC.**T500 SERIES (OPG-1900), 2-1/4" X 7"
PRESSURE PLATE GLAZED SYSTEM FOR
1/4", 3/8", 5/8", 1", 1-1/8" GLASS****Product Standards and Guide Specifications****SECTION 08911 GLAZED ALUMINUM CURTAIN WALL****Part 1 – General****1.01 Summary**

- A. Section includes:
 1. Glazed Aluminum Curtain Wall
- B. Related Sections:

1.02 References

- A. American Architectural Manufacturers Association (AAMA)
- B. American Society for Testing and Materials (ASTM)
- C. Aluminum Association (AA)

1.03 System Description

- A. General: In addition to requirements shown or specified, comply with:
 1. Applicable provisions of AAMA Metal Curtain Wall Manual for design, materials, fabrication and installation of component parts.
- B. Design Requirements: Arcadia T500 Series is a self-supporting curtain wall, with pressure plate and covers attached to the tongue of back member. Provides for two-color capability.
- C. Performance Requirements:
 1. Limit air leakage through assembly to 0.06 CFM/min/sq. ft. (.00003 m³/sm²) of wall area at 6.24 PSF (300 Pa) as measured in accordance with ASTM E283.
 2. Water Resistance: No water leakage when measured in accordance with ASTM E331 with a static test pressure of 15PSF.
 3. Dynamic Water Resistance: No water leakage, when measured in accordance with AAMA 501.1-94 with a dynamic test pressure of 15PSF.
 4. Uniform Load Deflection under () psf positive and () psf negative design wind pressure normal to the plane of the wall, shall not exceed L/175 of the clear span or 3/4", when tested in accordance with ASTM E 330.
 5. Uniform Load Structural at a pressure 1.5 times the design wind pressure in accordance with ASTM E 330.
 6. System shall not deflect more than 1/8" at the center point, or 1/16" at the center point of a horizontal member, once deadload points have been established.
 7. System shall accommodate expansion and contraction movement due to surface temperature differential of 180 degrees F.
 8. Condensation Resistance Factor (CRF) in accordance with AAMA 1503.1-88 shall not be less than 55.
 9. Thermal Transmittance (U-Value) in accordance with AAMA 1503.1-88 shall not be more than .65 BTU/hr/degree F/SF.
 10. Seismic testing shall conform to AAMA recommended static test method for evaluating performance of curtain walls and storefront wall systems due to horizontal displacements associated with seismic movements and building sway.
 11. Sound transmission in accordance with ASTM E 90.
 12. National Fenestration Rating Council (NFRC) specific application evaluation.

1.04 Quality Assurance

- A. Single Source Responsibility:
 1. Obtain entrances, storefronts, ribbon walls, window walls, curtain walls, window systems, and finish through one source from a single manufacturer.
- B. Provide test reports from AAMA accredited laboratories certifying the performances as specified in 1.03.

1.05 Warranty

- A. System shall be warranted against failure and/or deterioration of metals due to manufacturing process for a period of two (2) years.

Part 2 – Products**2.01 Manufacturers**

- A. Acceptable Manufacturers:
 1. Arcadia, Inc., 3225 East Washington Blvd., Vernon, CA. Telephone 323/269-7300, Fax 323/269-7390.
- B. Acceptable Products:
 1. Arcadia, Inc., T500 Series (OPG-1900), 2-1/4" x 7" pressure plate glazed system for 1/4", 3/8", 5/8", 1", 1-1/8" glass.

2.02 Framing Materials and Accessories

- A. Framing members, transition members, mullions, adaptors, and mounting: Extruded 6063-T5 aluminum alloy (ASTM B221 – Alloy G.S. 10a T5).
- B. Screws, fastening devices, and internal components: Aluminum, stainless steel, or zinc-plated steel in accordance with ASTM.A-164. Perimeter anchors shall be aluminum or steel, providing the steel is properly isolated from aluminum.
- C. Glazing Gasket
 1. Compression-type design, replaceable, molded or extruded santoprene, polyvinyl chloride (PVC), or ethylene propylene diene monomer (EPDM).

2.03 Finish

- A. Finish all exposed areas of aluminum and components as indicated.
 1. An Architectural Class II or I color anodic coating conforming with AA-M12C22A34/AA-M12C22A44.
 - a. Anodized finish color shall be Colomodic _____ (AB1 Light Champagne, AB2 Champagne, AB3 Light Bronze, AB4 Medium Bronze, AB5 Standard Medium Bronze, AB6 Dark Bronze, AB7 Standard Dark Bronze, AB8 Black, AG2 Gold.)
 - (or) 1. An Architectural Class II or I anodic coating conforming with AA-M12C22A31/AA-M12C22A41.
 - a. Anodize finish color shall be Colomodic _____ (#11 Clear)
 - (or) 1. Fluorocarbon Coating: AAMA 2605.2.
 - a. Resin: 70% PVDF Kynar 500/Hylar 5000.
 - b. Substrate: cleaned and pretreated with chromium phosphate.
 - c. Primer: Manufacturer's standard resin base compatible coating. Dry film thickness.
 - (a) Extrusion: Minimum 0.20 mil.
 - d. Color Coat: 70% PVDF, dry film thickness.
 - (a) Extrusion: 1.0 mil.
 - e. Color: As selected by Architect.
 - f. Acceptable Coatings Manufacturers:
 - (a) PPG Industries, Inc.
 - (b) Valspar Corporation
 - (c) BASF

2.04 System Fabrication

- A. Provisions shall be made at all sealed horizontals to keep moisture accumulation to the exterior.
- B. System shall provide for two-piece horizontal framing so that all fasteners at intersection of horizontal and vertical members will be concealed.
- C. There shall be no exposed fasteners at perimeter sections.

Part 3 – Execution**3.01 Examinations**

- A. Examine conditions and verify substrate conditions are acceptable for product installation.

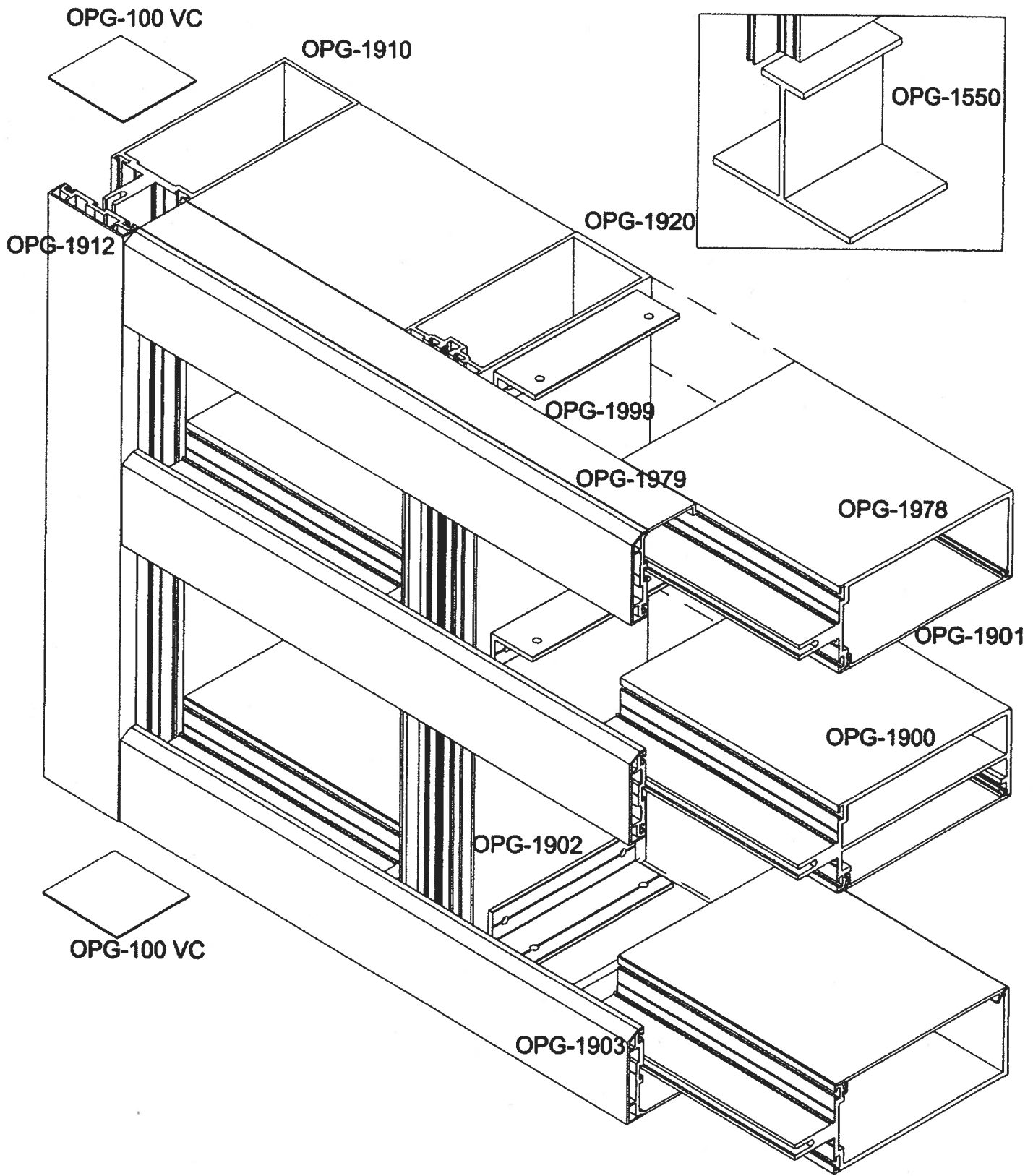
3.02 Installation

- A. Install in accordance with approved shop drawings and manufacturers installation instructions.

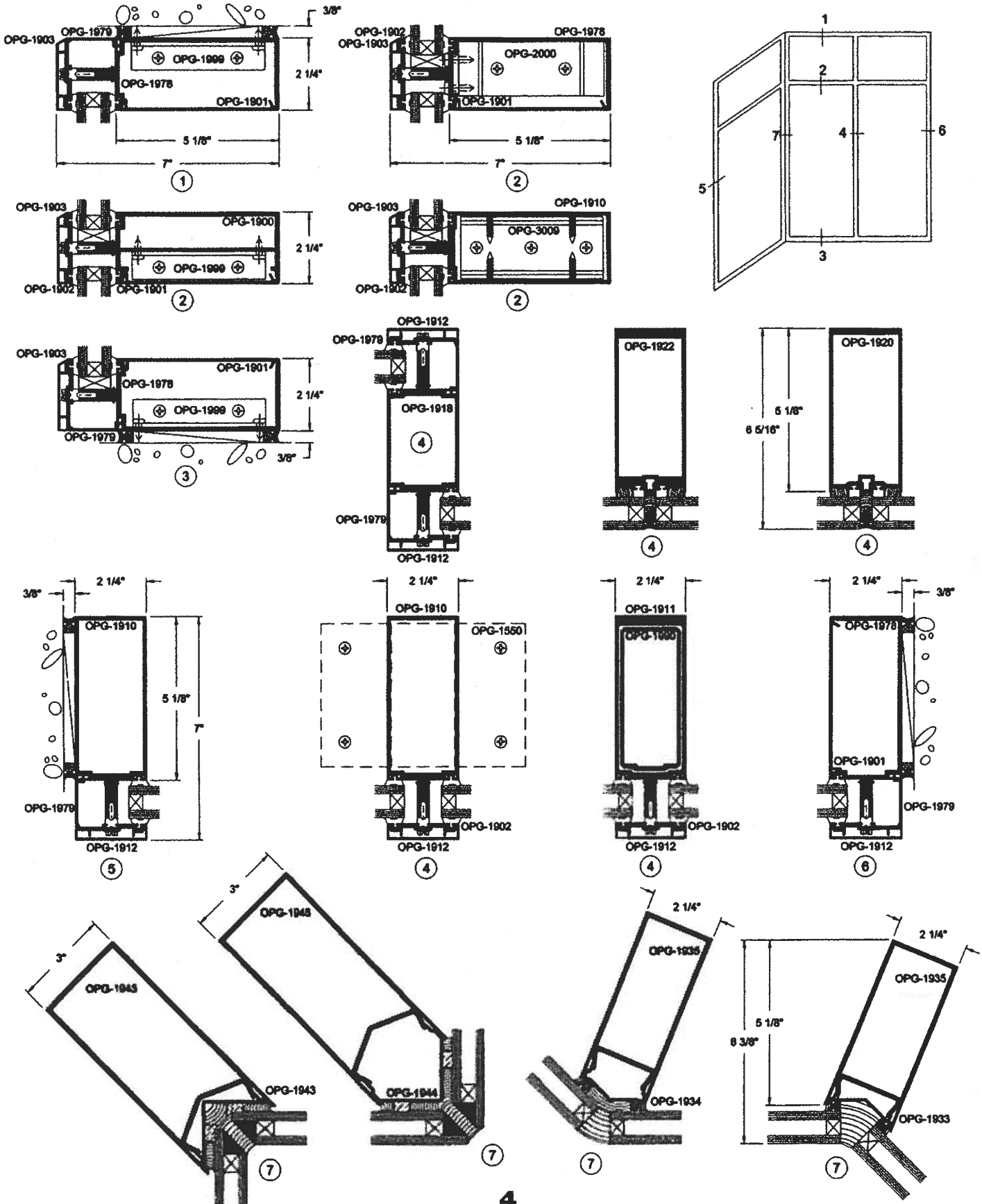
3.03 Field Quality Control

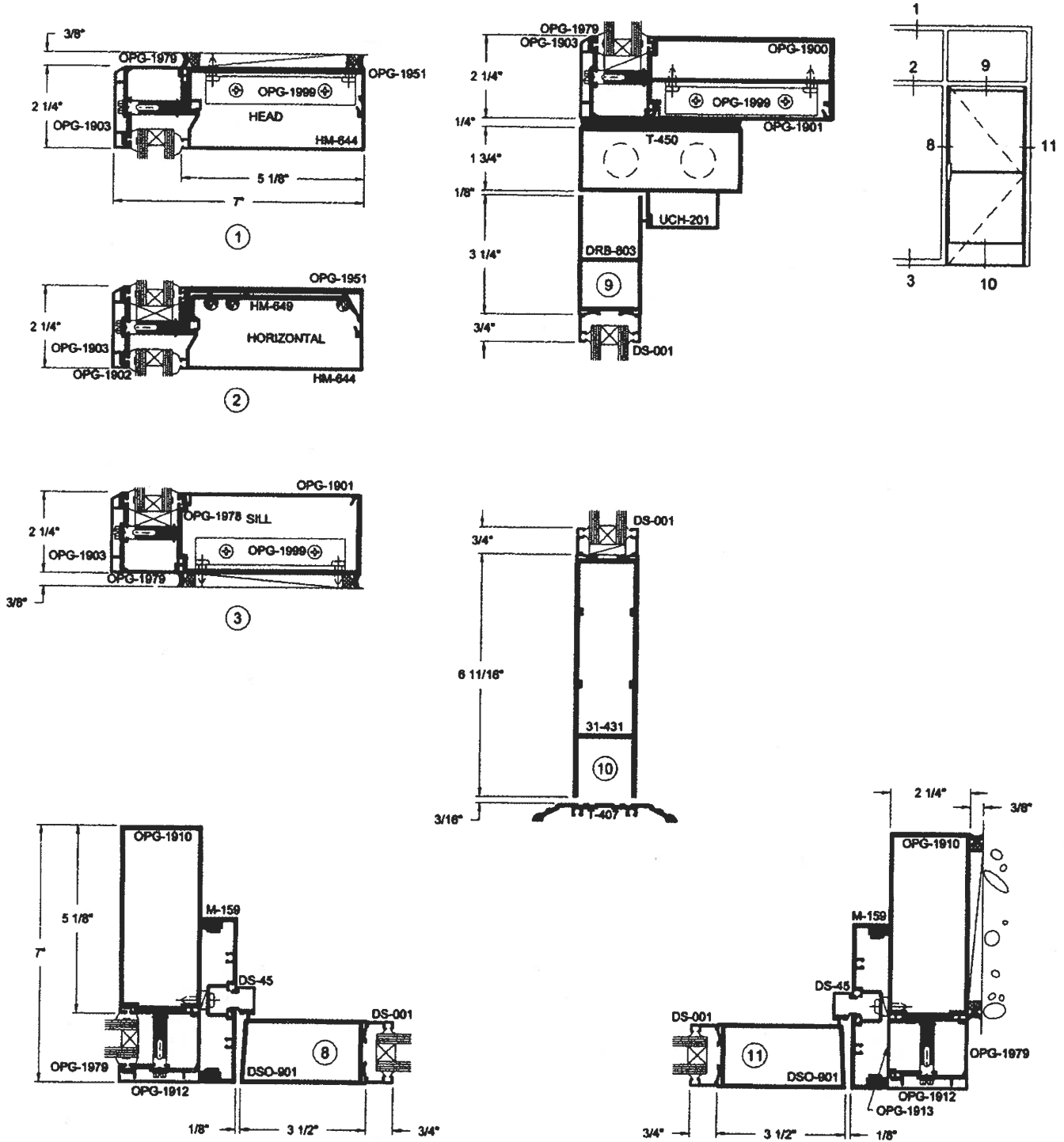
- A. Test the curtain wall for water leaks in accordance with AAMA 501.2-94. Conduct test in the presence of the Architect. Correct deficiencies observed as a result of this test.

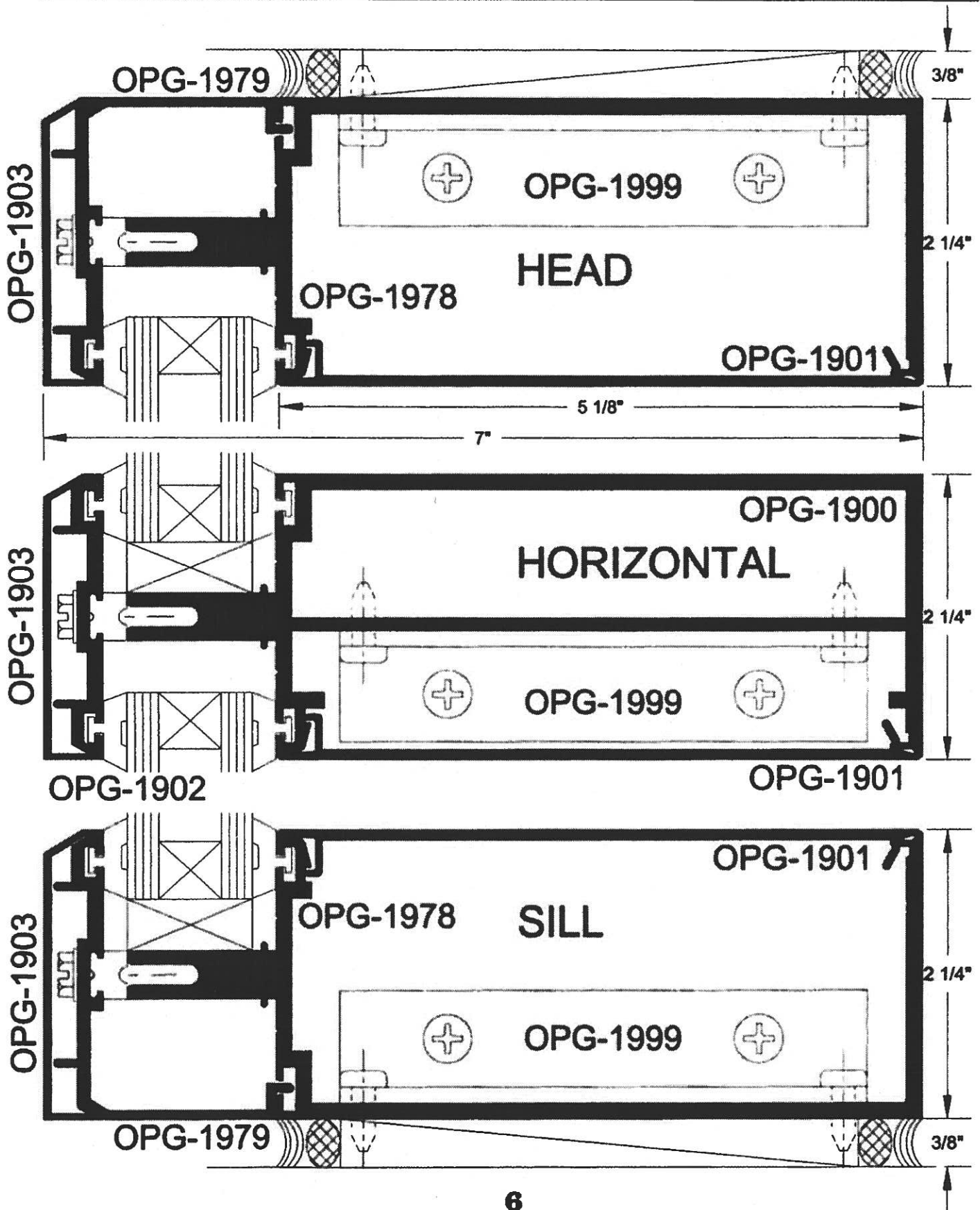
END OF SECTION

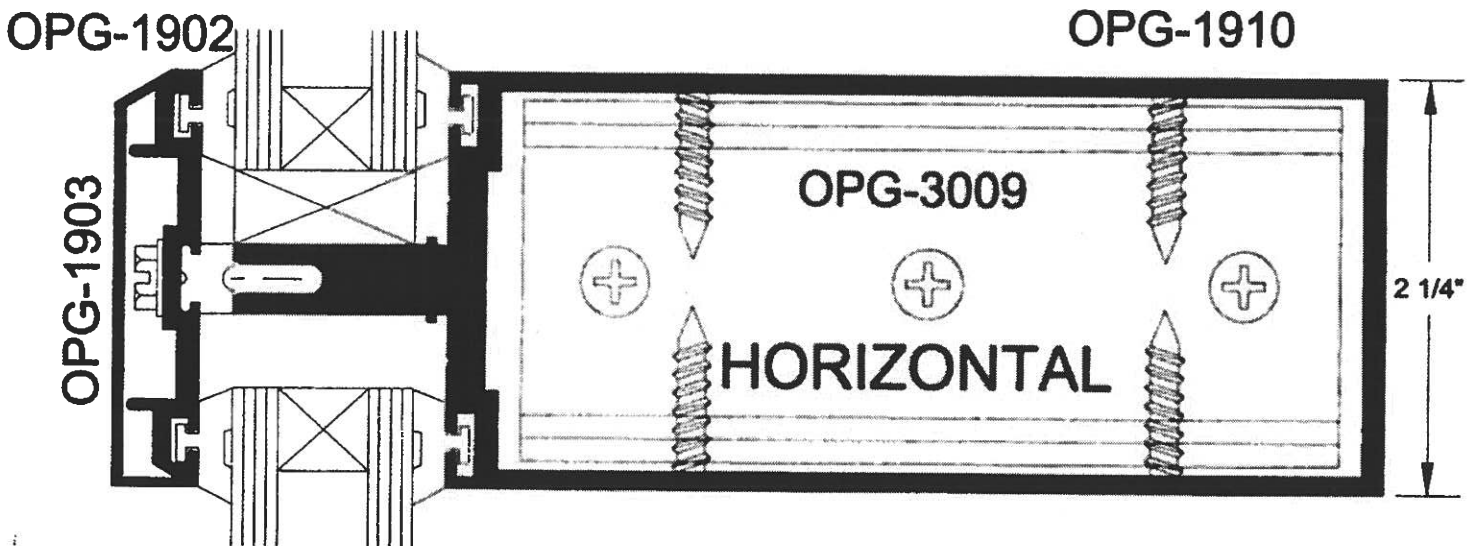
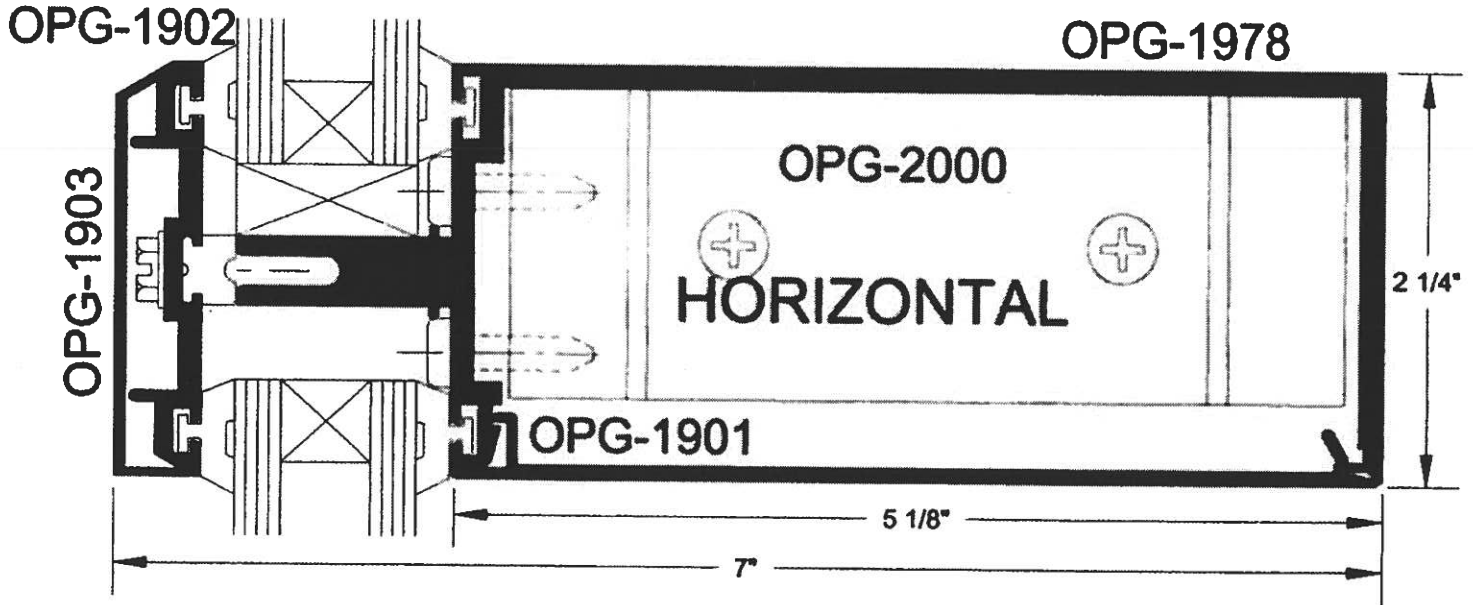


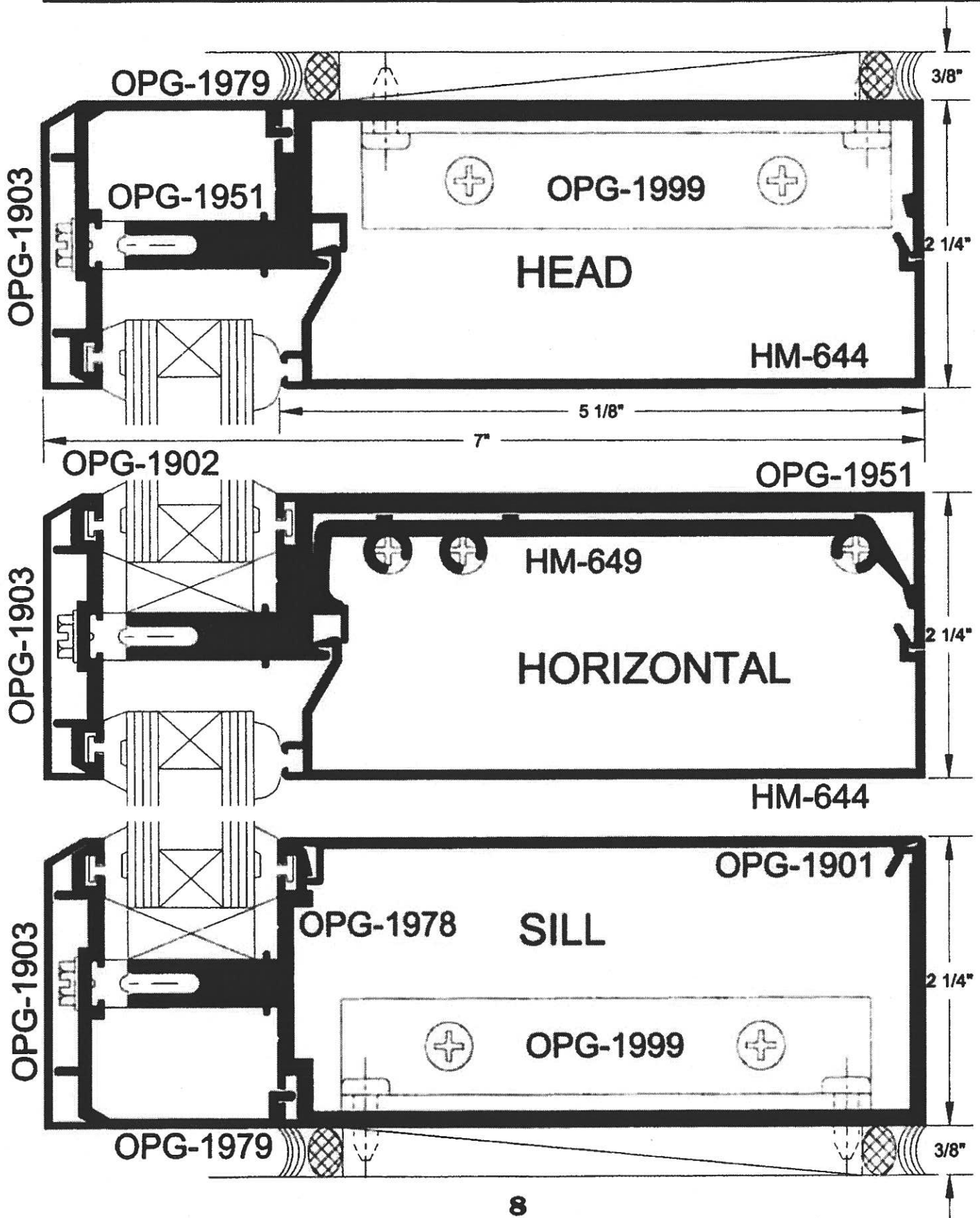
FOR DETAILED INSTALLATION INSTRUCTION SEE
INSTALLATION MANUAL AND SYSTEM TEST REPORT

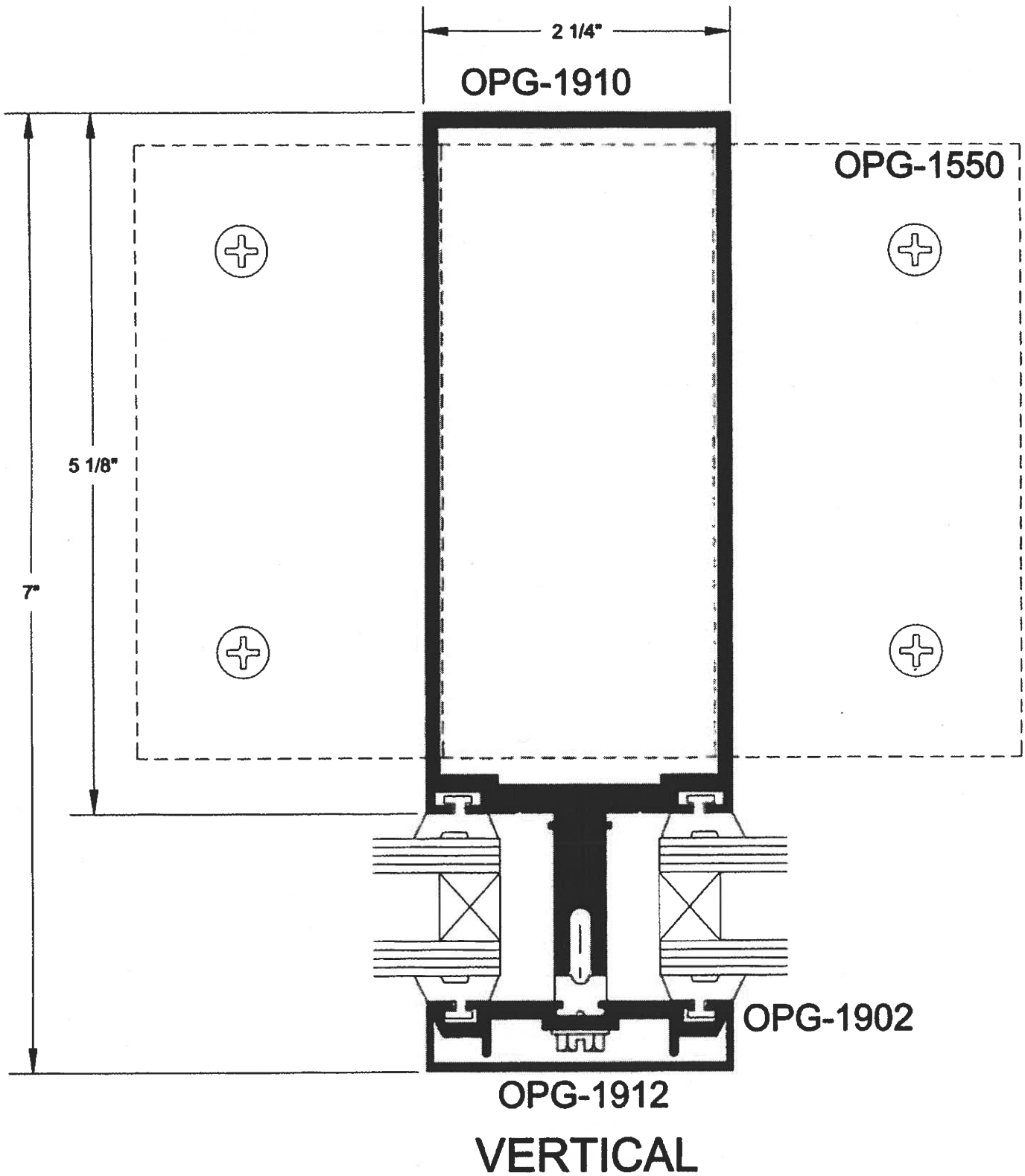


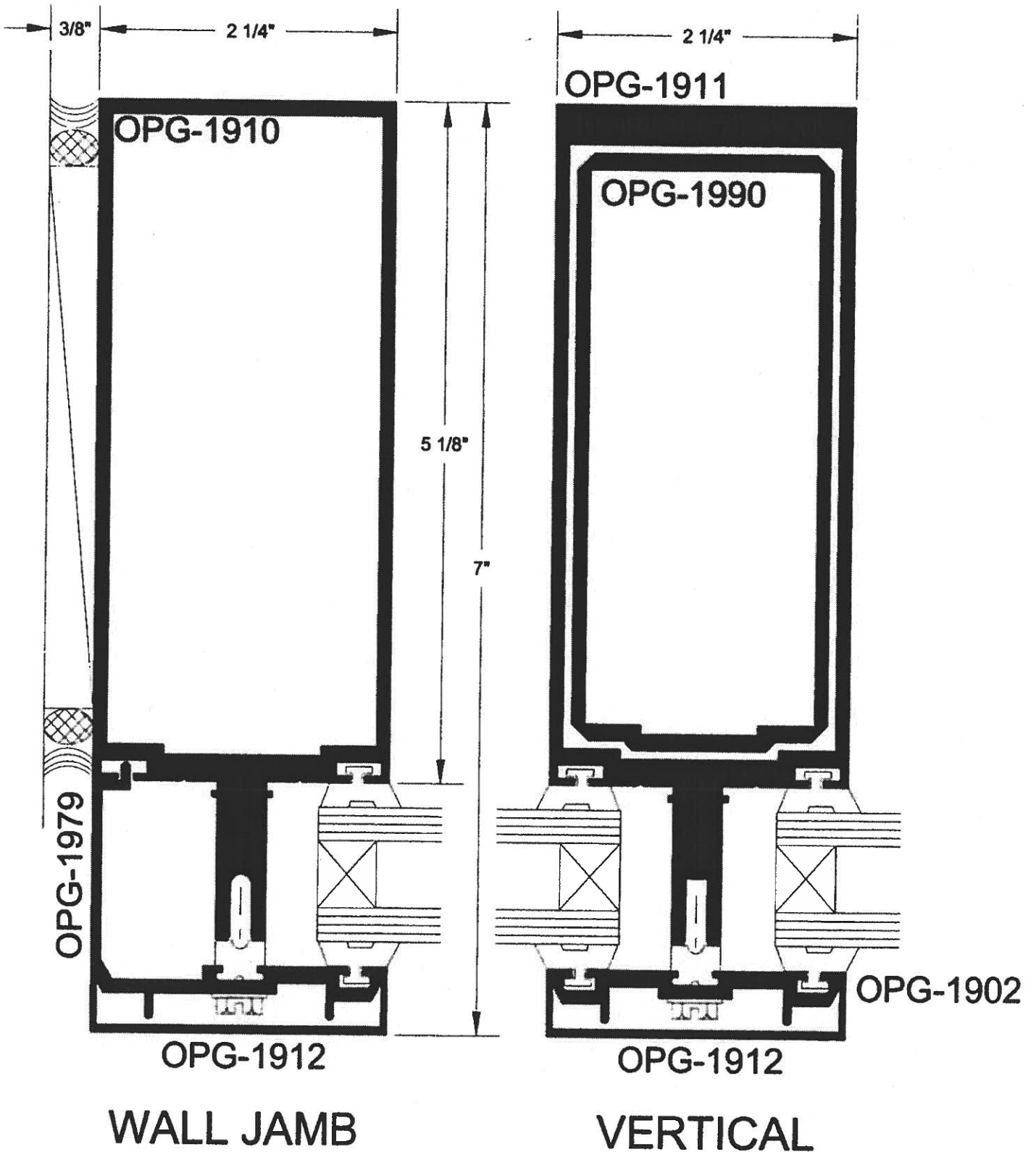


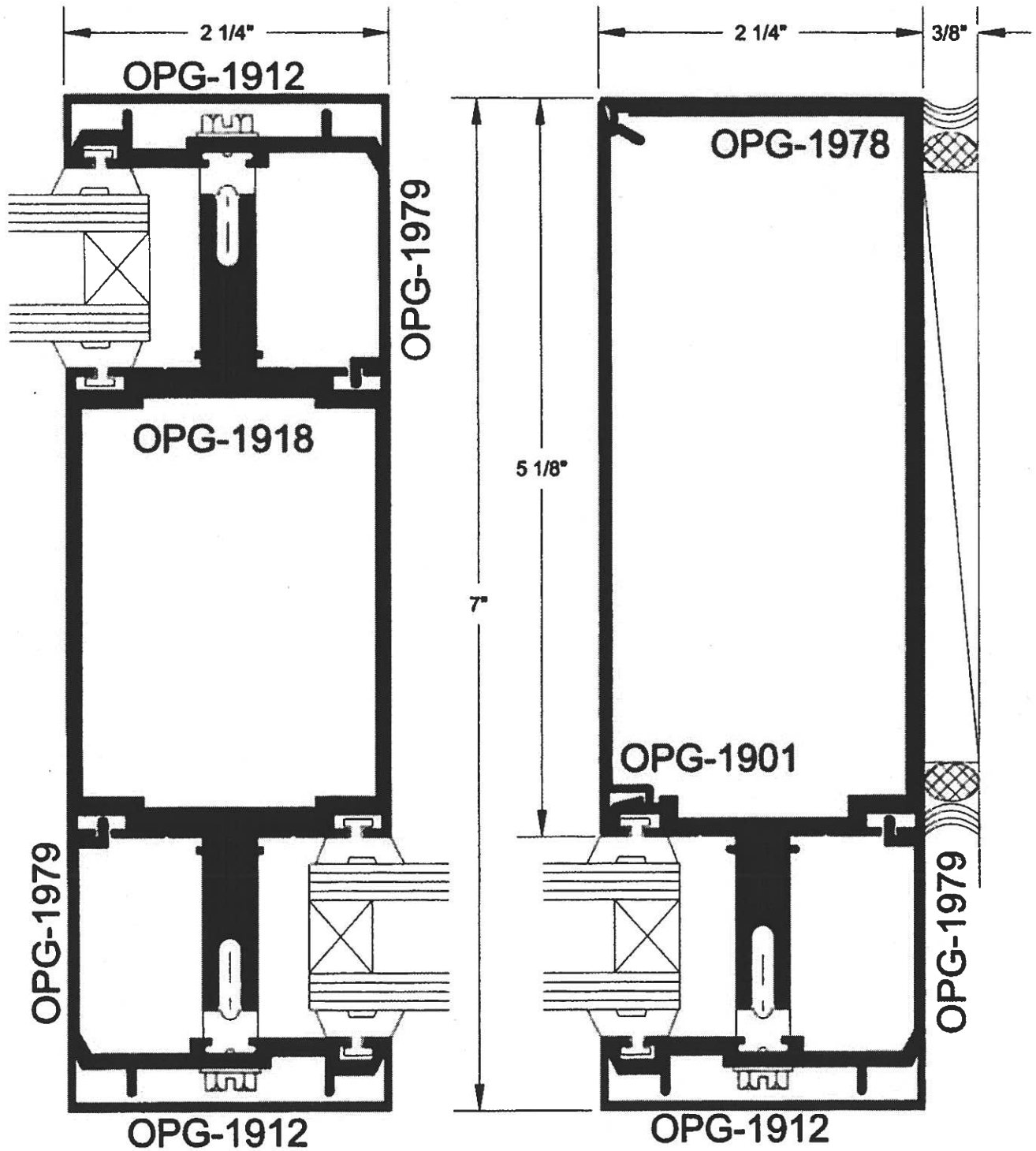












**REVERSIBLE
MULLION**

WALL JAMB